

Introducing WorkEZ™

Each joint is measured in 15° increments.
Joints lock in place every 15°.

To operate a joint, depress the button and rotate the leg to the desired angle.

- ⇒ Once the button is depressed, joints rotate in a complete circle or 360°
- ⇒ The joint is locked when the button is extended. Only use WorkEZ™ when all joints are locked.



Depress the button to adjust the leg.



An extended button means the joint is locked.



When adjusting, be wary of your fingers.

WorkEZ™ Executive



With the widest platform and tallest adjustable height, WorkEZ™ Executive is our most versatile, multi-functional ergonomic stand.

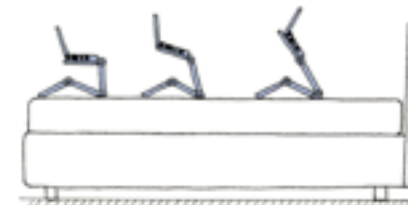
Sofa

Coach

Floor

Bed

Table



Guideline

Max load is 13 lbs.

Joints must be locked (extended) before use.

Before use, ensure that:

- ⇒ All joints are locked (extended)
- ⇒ The platform is level
- ⇒ Both legs are adjusted identically and evenly
- ⇒ WorkEZ™ is stable
- ⇒ The platform weight is centered over the bottom leg

Tip: If WorkEZ™ tends to tip forward or backward, rotate the bottom leg 180°













Simplify life with 1 multi-purpose stand

Disclaimer:

Buyer accepts full liability for any injury or loss to themselves, their property, and anyone else at any time and from any cause while using this product. Buyer expressly releases Uncaged Ergonomics and its agents from any liability for such loss or injury. In no event shall Uncaged Ergonomics or its agents be liable for any direct, indirect, punitive, incidental, damages or injury whatsoever arising out of or connected with the use or misuse of its products.

HOW TO SET UP:

1. Decide where you want to use WorkEZ™. **2.** Follow this quick guide and adjust each joint on the first leg to the specified angle. **3.** Repeat for leg 2.

USE	Joint A	Joint B	Joint C	
Standing Desk				Repeat for leg 2. Adjust further if needed.
Bed				Repeat for leg 2. Adjust further if needed.
Couch				Repeat for leg 2. Adjust further if needed.
Floor				Repeat for leg 2. Adjust further if needed.



CUSTOMIZING WorkEZ™:

Simultaneously pressing the same joint on each leg lets you quickly and evenly adjust the platform angle or height.

TO FOLD WorkEZ™:

1. Fold Joint C to 0°
2. Fold Joint B to 0°
3. Fold Joint A to 0°
4. Repeat for leg 2

